

PRESENTATION PRODUCED BY @SPIRO

INSTAGRAM/SPIRO • TELEGRAM • MORE

# EXHIBIT A


VACCINE ANALYSIS BY DR. ROBERT YOUNG



# EQUIPMENT



**S.E.M**  
Environmental Scanning  
Electron Microscope.



**E.D.S**  
x-ray microprobe of an  
Energy Dispersive  
System.



**T.E.M**  
Transmission Electron  
Microscopy.



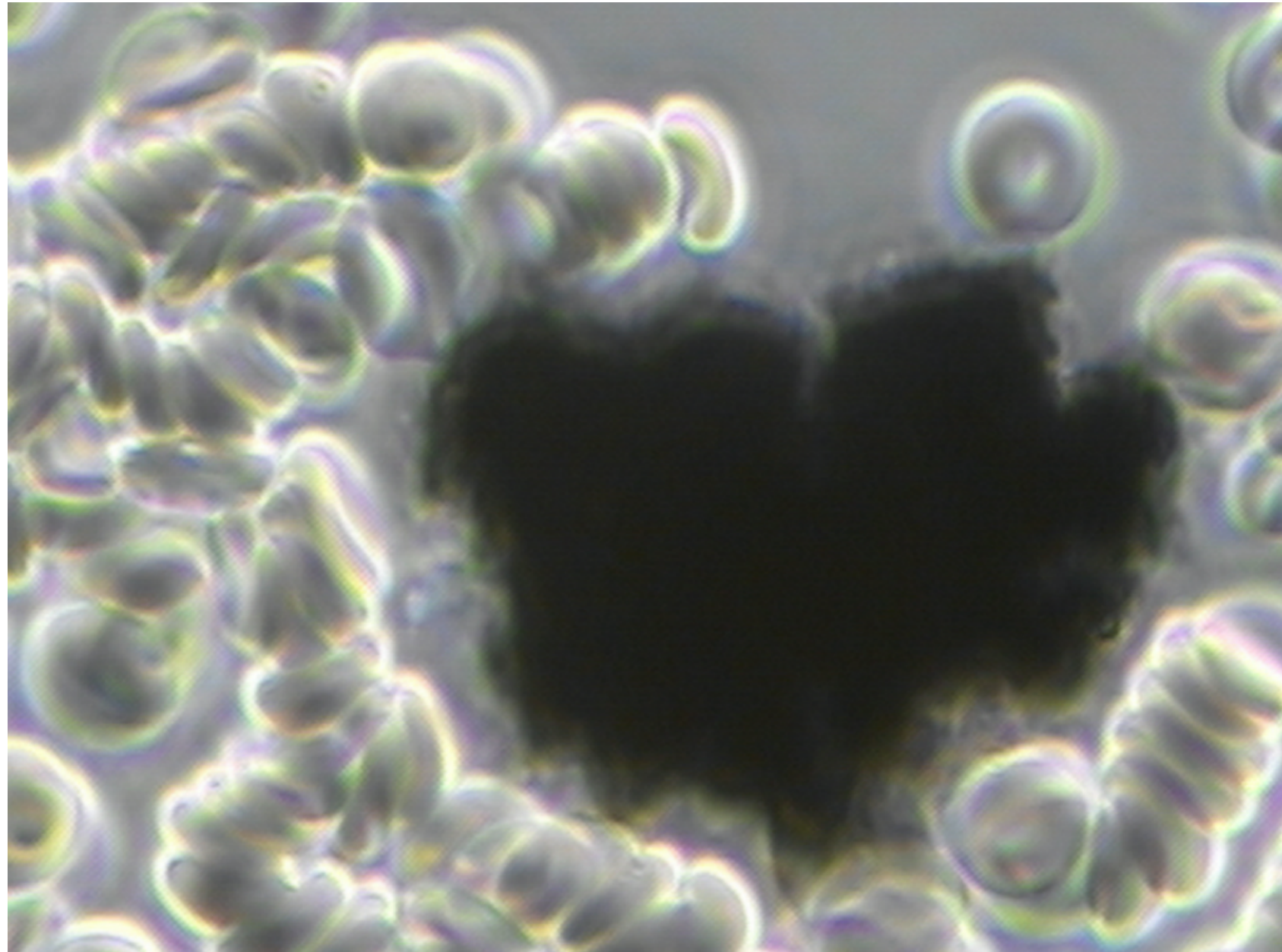
**D.F.M**  
Dark Field Microscopy





# GRAPHENE OXIDE

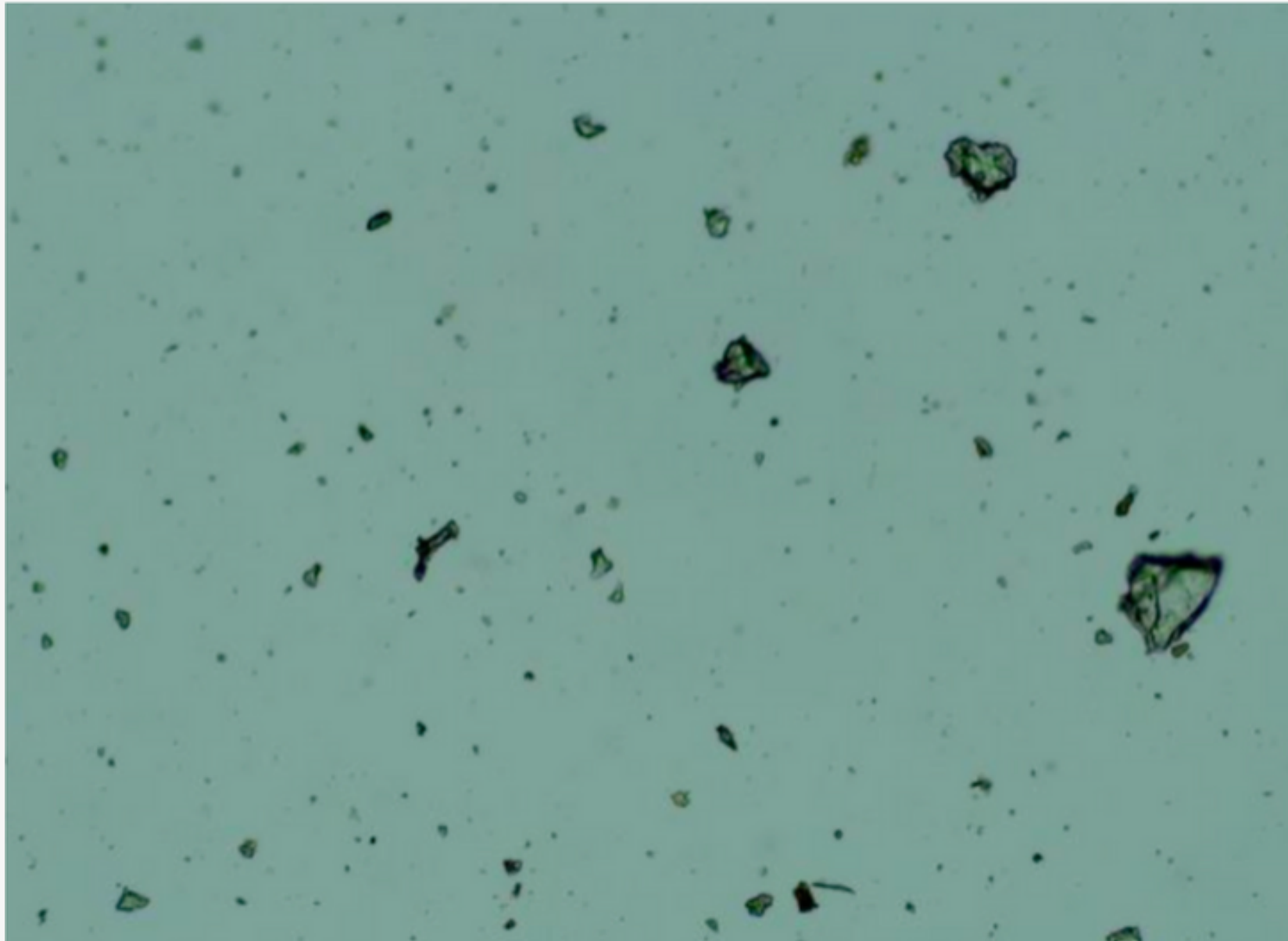
Graphene Oxide; also known as G.O. is a compound of magnetic nanoparticles.



**Human Blood** after a CoV-19 Inoculation  
Causing Pathological Blood Coagulation

**Micrograph** of a Carbon Cluster of Reduced Graphene Oxide (rGO) Viewed in the Live Unstained Human Blood. Note that the Red Blood Cells are Clotting in and Around the rGO Crystal.

## Optical microscopy (100X)



Pfizer Vaccine



Graphene Oxide

## Optical microscopy (600X)



Pfizer Vaccine



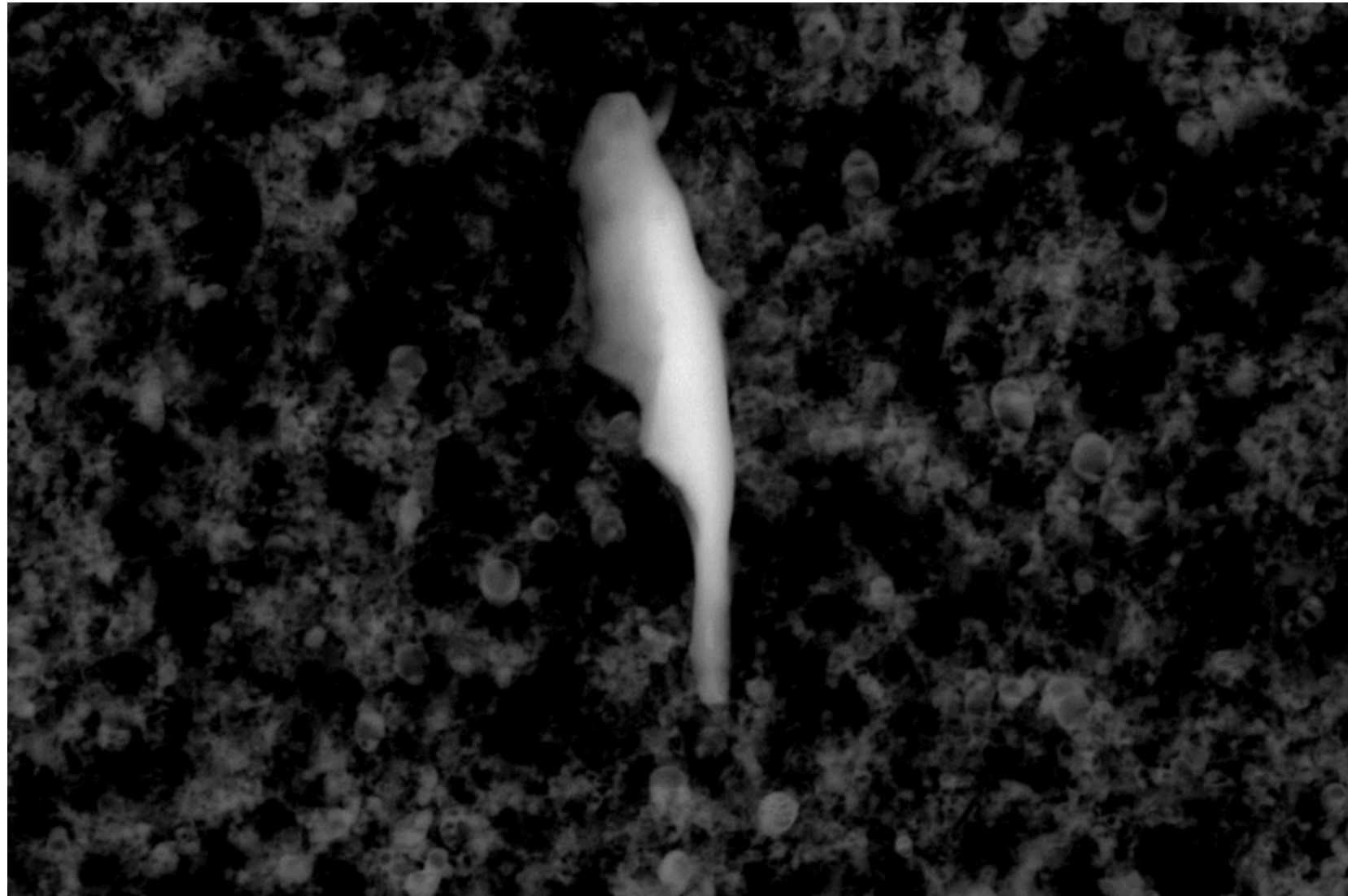
Graphene Oxide



# PARASITE

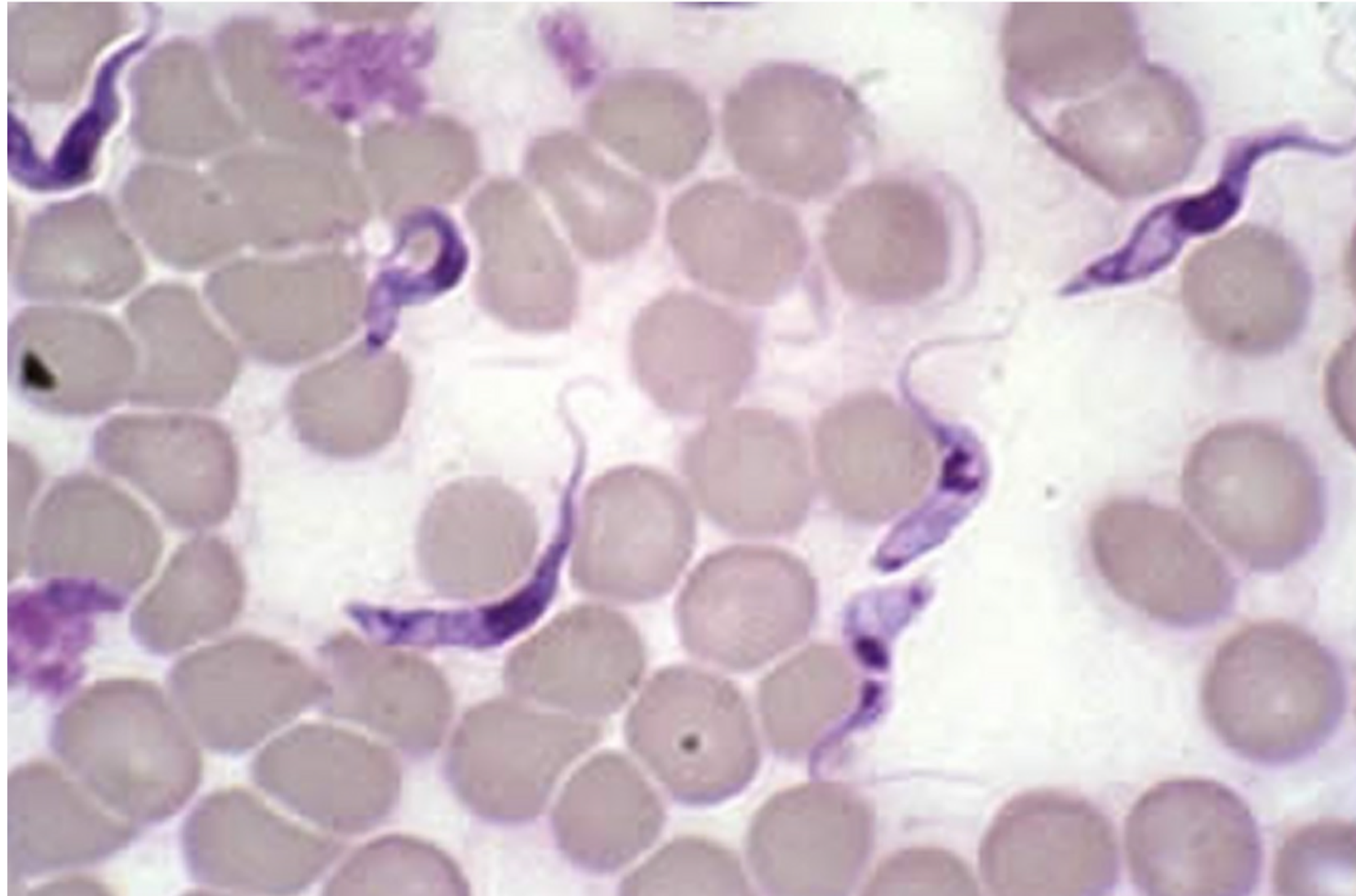
Mysterious Parasite discovered in pfizer vaccine.





**50 Micron Parasite** as seen is a sharp mysterious presence in the Pfizer vaccine.

**Identified to be "Trypanosoma Parasite"** of which several variants are lethal and is one of many causes of acquired immune deficiency syndrome or AIDS.



**Microscopy Micrograph** of "Trypanosoma cruzi Parasite"

Showing an identical side by side micrograph comparison of this parasite with what was discovered in the pfizer vaccine.

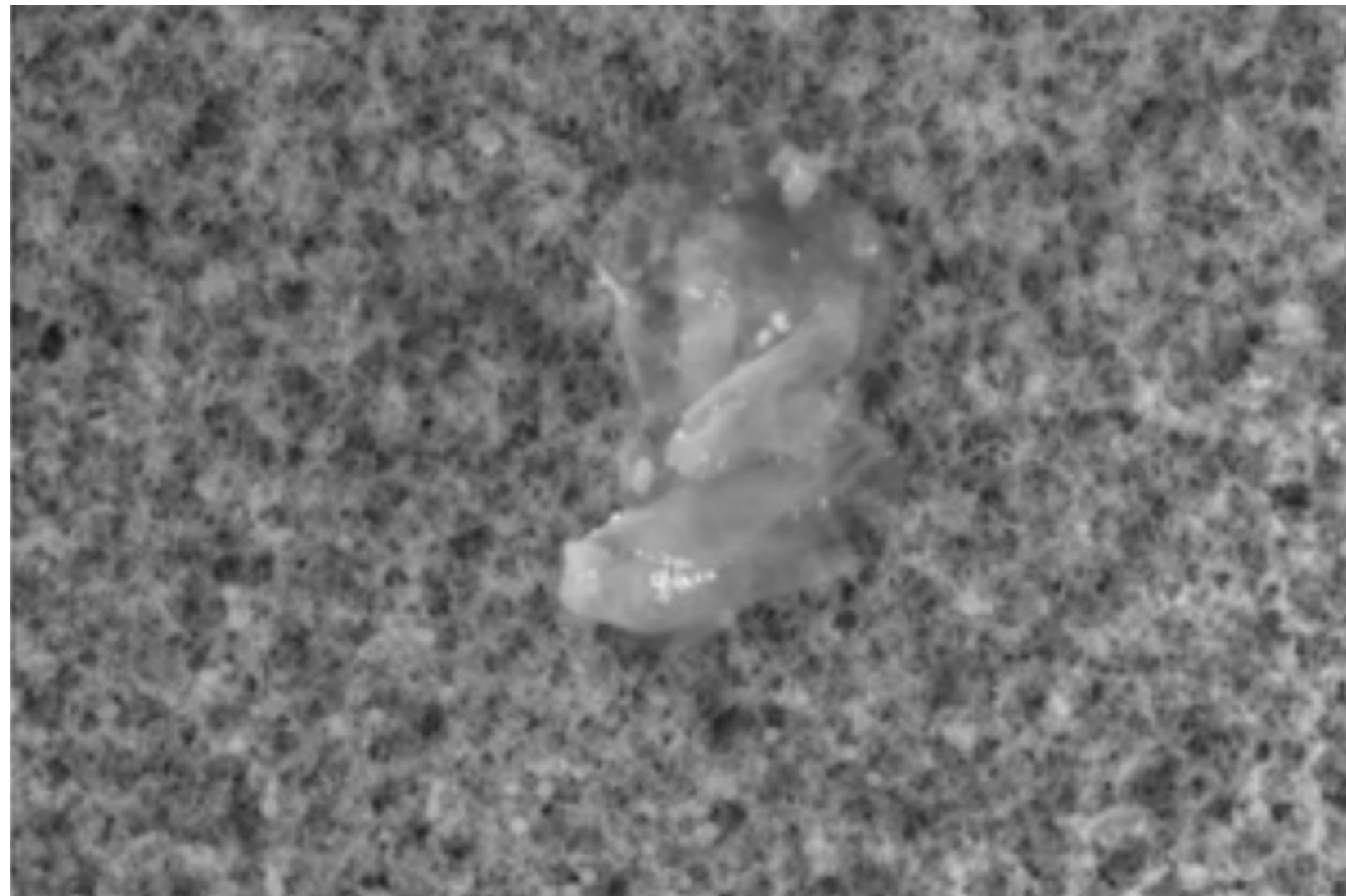


**Micrograph of a Parasite**  
found in the pfizer vaccine.



**Micrograph of a**  
"Trypanosoma cruzi Parasite"






**Components in Pfizer Vaccine** shows an organic (Carbon-Oxygen-Nitrogen) aggregate with embedded nanoparticles of bismuth, titanium, vanadium, iron, copper, silicon, aluminum.

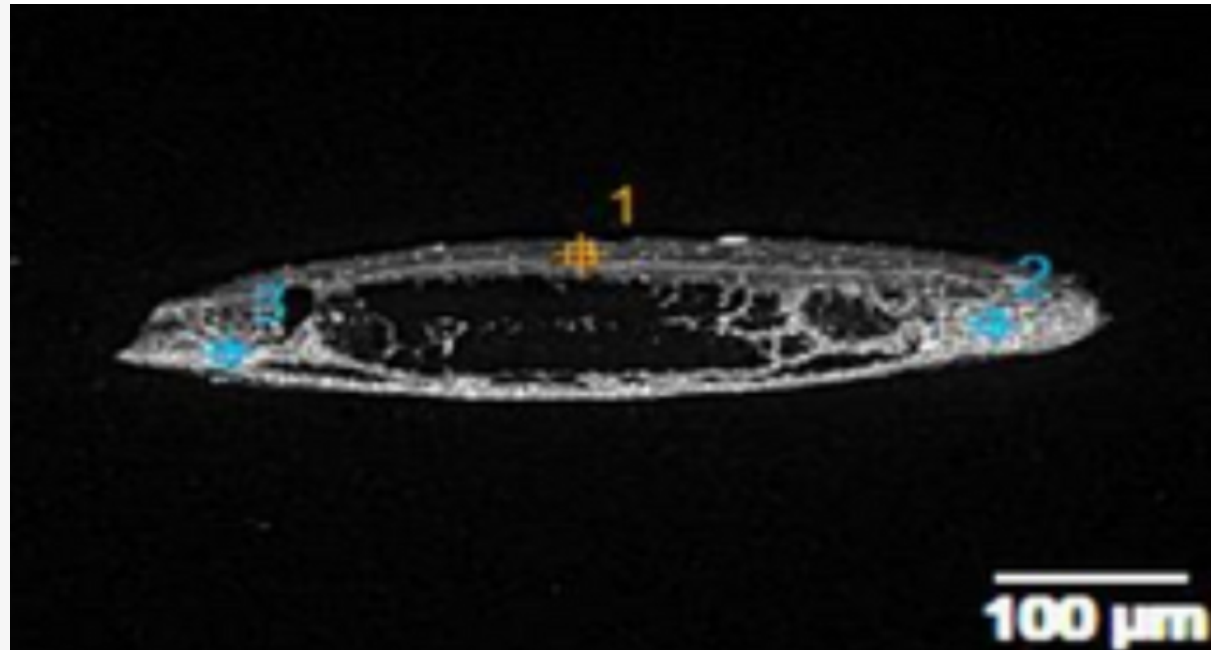
**Equipment illustrated below** reveals the chemical nature of the observed micro and nano particulates and their morphology.



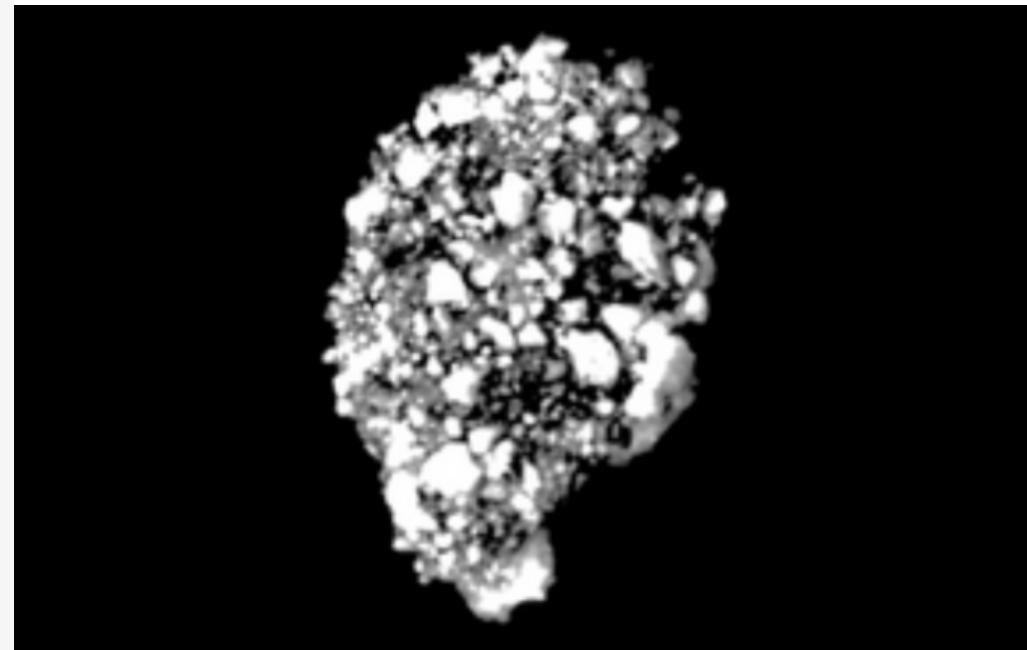
**S.E.M**  
Environmental Scanning  
Electron Microscope.



**E.D.S**  
x-ray microprobe of an  
Energy Dispersive System.

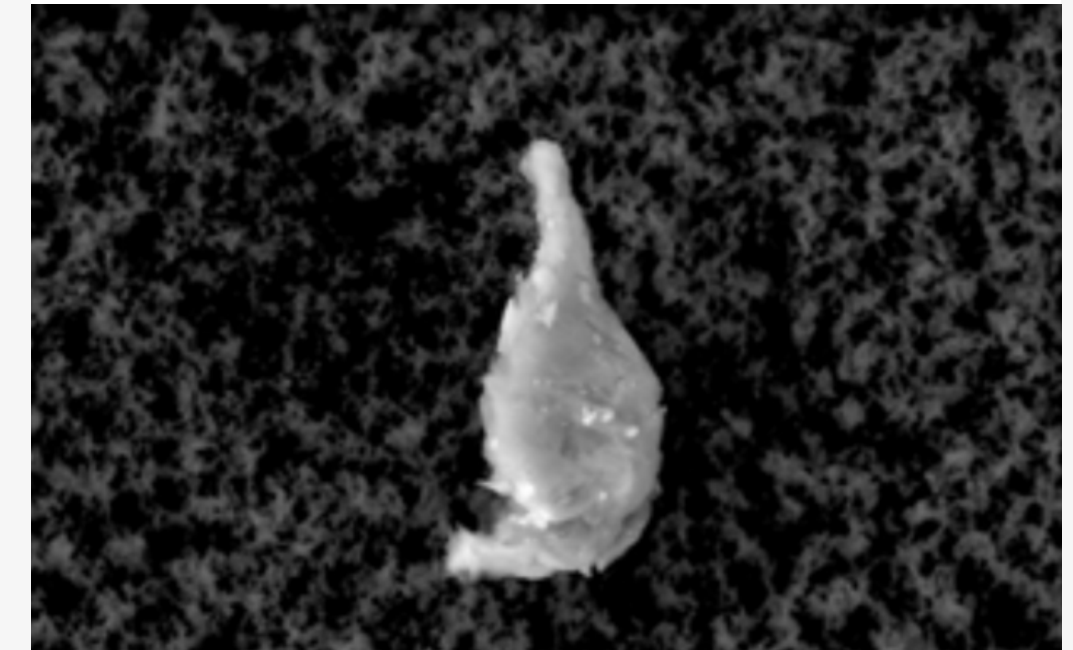


Shows an engineered aggregate of iron, chromium and nickel also known as stainless steel of micro and nano particles embedded and identified in the Astrazeneca “vaccine”.



A Stainless Steel Aggregation of Carbon, Oxygen, Iron and Nickel Held Together With **Graphene Oxide**.

This aggregate is highly magnetic.



Graphene Oxide Composite of Embedded Organic and Non-Organic Matter.

A carbon-based Reduced **Graphene Oxide** substrate where some nanoparticles are embedded.

# EXHIBIT B

Biostatistician **Ricardo Delgado** and **Dr. José Luis Sevillano** from La Quinta Columna University of Almeria in Spain analysed the Vaccines and unequivocally proved that the vials contain is Graphene Oxide.


VACCINE ANALYSIS BY LA QUINTA UNIVERSITY





### **DR. RICARDO DELGADO MARTIN**

Graduated in Statistics from the University of Seville. Master of specialisation in Biostatistics. Postgraduate in Health Biology: Clinical Microbiology, Epidemiology and Applied Clinical Immunology from the Miguel de Cervantes European University. University Expert in Clinical Genetics from the Antonio de Nebrija University. Certificate of Scientific Contribution from the University of Seville and the SIPIE Master's Degree in Child Psychology. Master in Banking and Finance from the Higher Institute of Banking Techniques and Practices. Master in Personal Training.



### **PROFESSOR. DR. PABLO CAMPRA**

This is the official preliminary report from the University of Almeria, signed by Prof. Dr. Pablo Campra Madrid, who accredited everything that La Quinta Columna has shown



### **DR. JOSE LUIS SEVILLANO**

Dr. José Luis Sevillano has joined Dr. Ricardo, Prof. Campra in this investigation regarding G.O. contained in the vaccinations.



#### **Profesor**

Universidad de Almería  
Mar 2003 – Present · 18 yrs 7 mos

#### **Education**

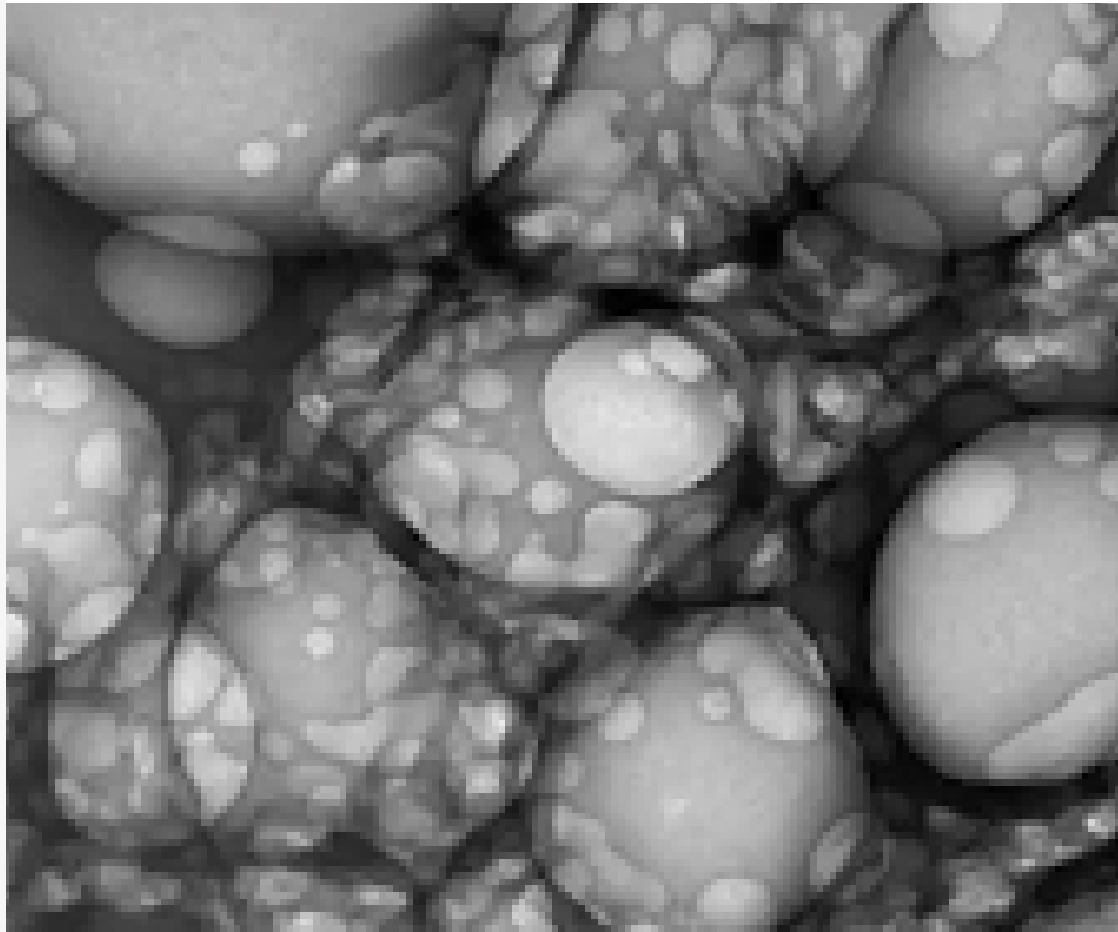


**Universidad de Granada**  
Licenciado en Ciencias Biologicas  
1989



**University of Miami**  
Bachelor of Science - BS, Biology

## Vaccine Sample




“

Quote by **Ricardo Delgado**  
from La Quinta University

"All scientists who have worked  
with this material, have told us that  
without any doubt it is graphene  
oxide."

## Graphene



# EXHIBIT C

There have been **countless other scientists** and physicians who have discovered graphene oxide, metallic and/or magnetic substances within these vaccines.



### **DR. VON BARBEL GHITALL**

**Germany:** Dr. Bärbel Ghitalla analysed the blood of people who have had Covid-19 injections to try to help her patients suffering from the aftereffects.

Dr. Ghitalla also obtained a bottle of Johnson and Johnson's Covid-19 injection for analysis. Alarmed by what she saw through her microscope, she discussed her findings with a medical colleague, Dr. Axel Bolland, as well as two lawyers, Holger Fischer and Elmar Becker.



### **DR. PHILLIPE VAN WELBERGEN**

**Amsterdam:** Dr. Philippe van Welbergen, Medical Director of Biomedical Clinics, He explained that when his patients started complaining about chronic fatigue, dizziness, memory issues, even sometimes paralysis and late onset of heavy menstruation (women in their 60s upwards), he took blood samples.

Their blood had unusual tube-like structures, some particles which lit up and many damaged cells. Few healthy cells were visible. Until three months earlier, he had never seen these formations in blood.



### **DR. ARMIN KOROKNAY**

**Switzerland:** Catastrophic effects of "vaccination" on the blood.

**"We discovered coiled pieces with a metallic sheen."**

"Their blood had unusual tube-like structures, some particles which lit up and many damaged cells."

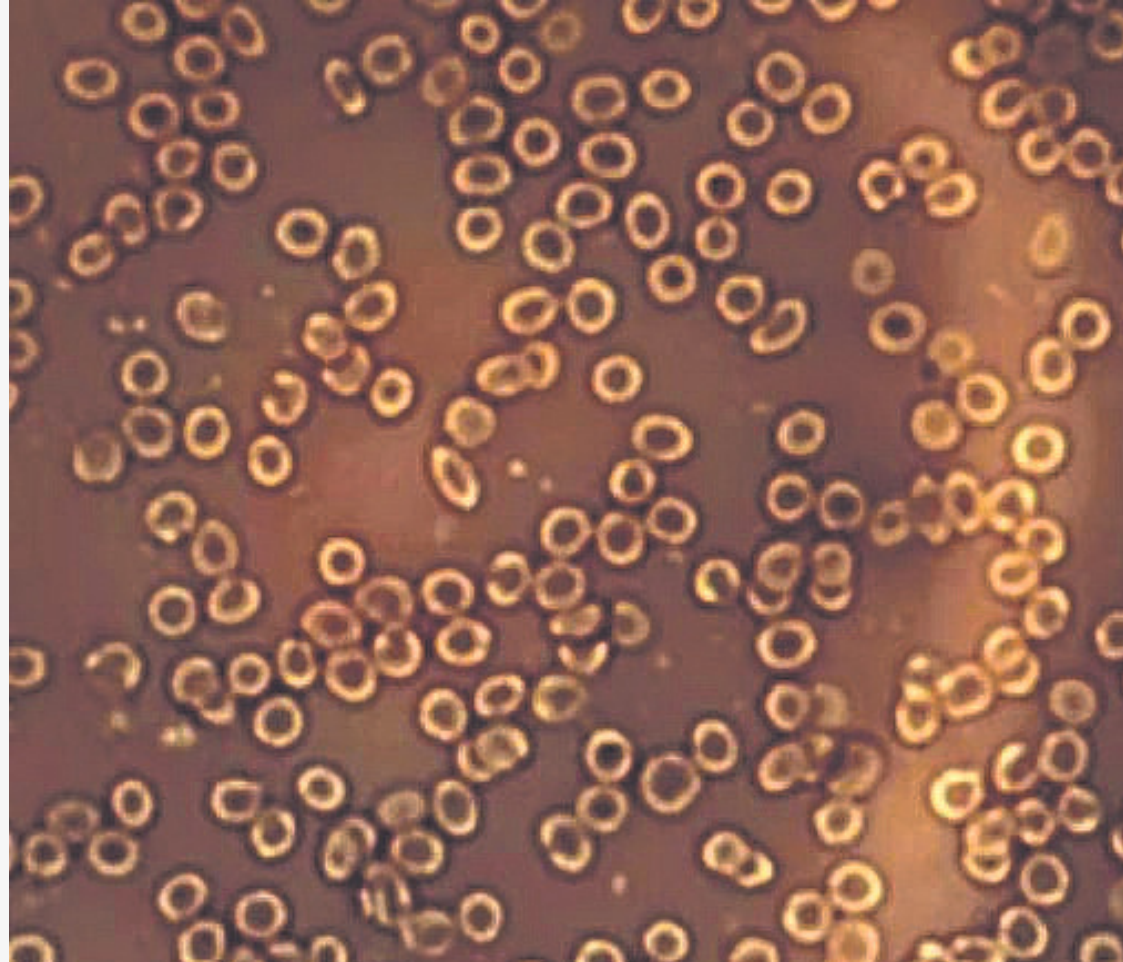
**– Dr. Philippe van Welbergen**

"Covid "vaccination" causes instant clotting at the microscopic level."

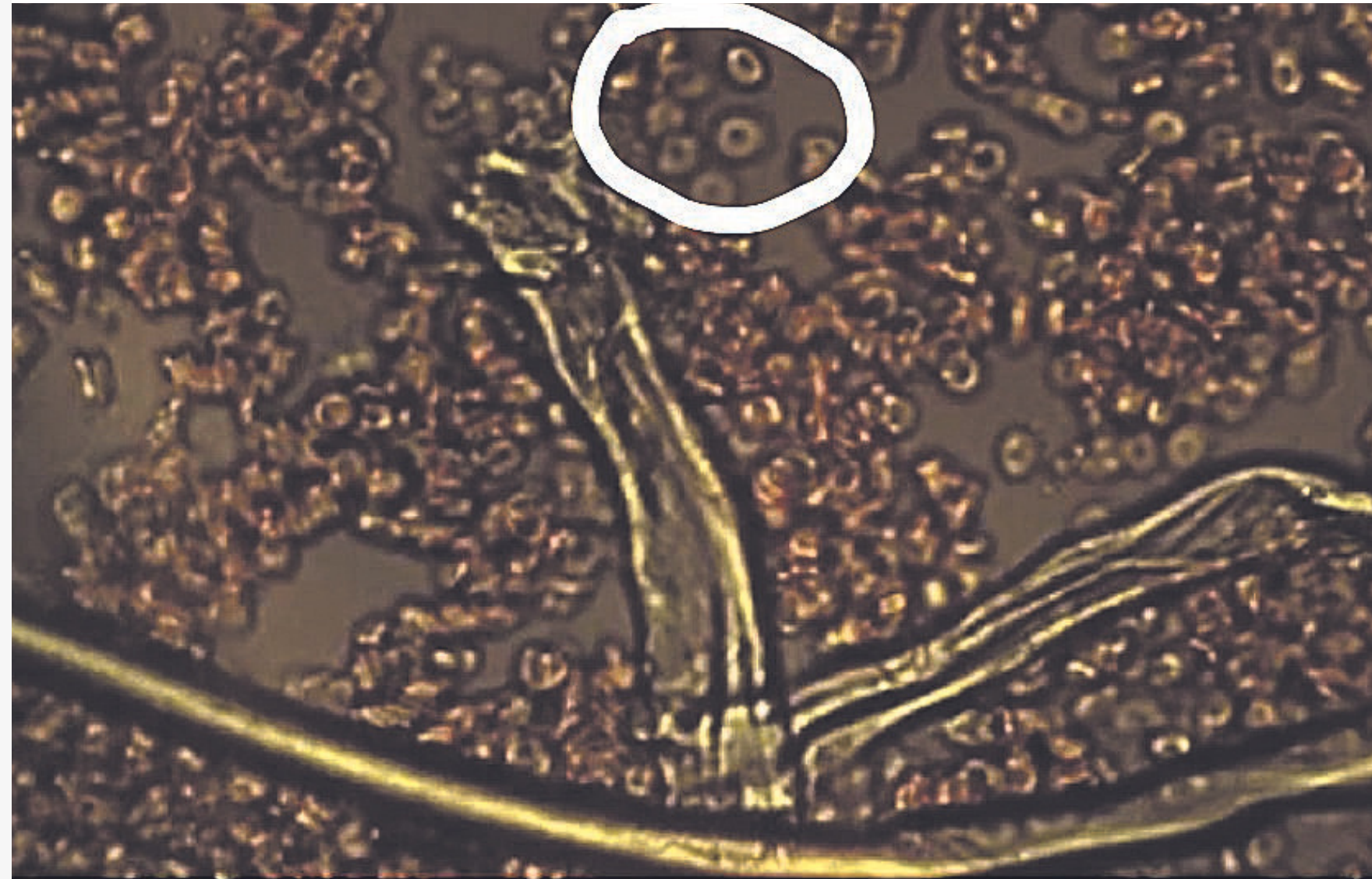
**– Dr. Armin Koroknay**



## Normal Blood Cells



## Vaccinated Blood



**Dr. van Welbergen:** "We have never seen anything like this"  
"These strands or tubes appear to be hollow - it's really odd. When you really expand it, you can see some cells in it but we don't know if it's a crystalline structure or organic. The few healthy cells are circled. The rest are cracked and fractured - they're finished. That's not healthy blood. We see it again and again,"

”

“



# EXHIBIT D

Real world observations of post-vaccinated people experiencing a magnetic phenomenon.

**MAGNETIC PHENOMENON AMONGST THE VACCINATED**

**SOURCE: The Liberty Broadcast**

**SOURCE: Social Media Compilations (P1)**

**SOURCE: Social Media Compilations (P2)**

**SOURCE: Social Media Compilations (P3)**



# EXHIBIT E

Japan suspends use of 1.63 million Moderna Vaccines because they discovered particles that  
reacts to magnets

UNDISPUTED DISCOVERY BY THE JAPANESE GOVERNMENT

# MSM

BBC

## Japan suspends 1.6 million Moderna doses over contamination fears

Japan has suspended the use of about 1.63 million doses of the Moderna vaccine due to contamination. The health ministry said "foreign ...  
5 days ago

Nikkei Asia

## 1.6m Moderna doses withdrawn in Japan over contamination

TOKYO/ NEW YORK – About 1.6 million doses of Moderna's coronavirus vaccine have been taken out of use in Japan because of contamination ...  
5 days ago

WTVB

## Japan withdraws 1.6 million Moderna COVID-19 vaccine ...

(Reuters) – Around 1.6 million doses of Moderna Inc's COVID-19 vaccine has ...  
/1.6m-Moderna-doses-withdrawn-in-Japan-over-contamination, ...  
5 days ago

Nikkei Asia

## Coronavirus: Week of Aug. 22 to Aug. 28, China calls US ...

3:30 a.m. About 1.6 million doses of Moderna's coronavirus vaccine have been taken out of use in Japan because of contamination, the Ministry of Health, ...  
5 days ago

Devdiscourse

## BRIEF-1.6 Million Moderna Doses Withdrawn In Japan Over Contamination - Nikkei

Aug 25 (Reuters) - \* 1.6M MODERNA DOSES WITHDRAWN IN JAPAN OVER CONTAMINATION - NIKKEI. \* SEVERAL VACCINATION CENTERS IN JAPAN HAVE ...  
5 days ago

“

## Quote by The Health, Labor and Welfare Ministry of Japan.

"the particle reacted to magnets and was therefore suspected to be a metal."

He asked each facility that received the doses not to use them.

"It's a substance that reacts to magnets," a ministry official said.

**"It could be metal."**

# MAGNETISM

## COVID VACCINES

## 1.6m Moderna doses withdrawn in Japan over contamination

Company confirms reports of particulate matter in vials, but finds 'no safety issues'



The ministry said later in the day that the substance that had been mixed in may have been metal. "It's a substance that reacts to magnets," a ministry official said. "It could be metal."

# Japan Pulls an Addition 1 million Moderna COVID Vaccine Doses Due to Contamination (2.6 million total).

< yahoo!

BENZINGA

## Moderna Withdraws Additional COVID-19 Shots In Japan: What You Need To Know

Moderna Finchs

Explore the topics mentioned in this article

MRNA  
+1.62%



- After receiving reports on more contaminated vials and two deaths, Japan has [suspended another million doses](#) of **Moderna Inc's**

< yahoo!

- [Black substances were spotted](#) in syringes and a vial, while pink substances were found in a different syringe filled with vaccines at the Okinawa center, Reuters reported citing NHK.
- **Laboratorios Farmacéuticos ROVI, S.A.** [said it is investigating](#) what happened in the drug product fill/finish manufacturing process. **Takeda Pharmaceutical Co Ltd (NYSE: TAK)** is in charge of distributing the vaccine in Japan.
- **Related Content:** [Suspected Metallic Particles Behind Moderna's Japan COVID-19 Jab Contamination](#)
- The suspension of Moderna supplies, more than 2.6 million does in total, comes as Japan battles its worst wave of COVID-19 yet, driven by the contagious Delta variant.
- Two Japanese regions suspended some Moderna shots after more contamination cases were spotted, the local governments said.
- Okinawa prefecture, in southern Japan, said it had suspended the use of Moderna shots at a large-scale vaccination center.
- The Okinawa vaccines are from different

“

One Week Later

"the particle reacted to magnets and was therefore suspected to be a metal."

He asked each facility that received the doses not to use them.

"It's a substance that reacts to **magnets**," a ministry official said.

**"It could be metal."**

# CONCLUSION

**:Dr. Robert Young:**

The Pfizer, Moderna, Astrazeneca and J&J drugs are NOT "vaccines" but **complexed Graphene Oxide nano particulate aggregates** of varying nano elements attached to genetically modified nucleic acids of mRNA from animal or vero cells and aborted human fetal cells.

Once again the ingredients in these so-called vaccines are highly magneto-toxic, cytotoxic and genotoxic to plant, insect, bird, animal and human cell membranes.

# EXHIBIT F

Gregg Hunt and his involvement with Graphene Oxide related nano-technology.

HEALTH MINISTER OF AUSTRALIA





WIKIPEDIA

Greg Hunt 

Australian Minister for  
Health and Aged Care




[greghunt.com.au](http://greghunt.com.au)

**Siblings:** [Greg Hunt](#), [Bob Hunt](#), [Peter Hunt](#), [Steven Hunt](#), [John Hunt](#)

Then I found an article on an experiment done at none other than the University of California, which just so happens to include **Professor Robert (Bob) Hunt**, who by pure coincidence is **Australian Health Minister Greg Hunt's** brother and who receives funding through a foundation called **The Hunt Lab**, as does his other brother **Professor John Hunt** at the University of NSW. UNSW has coincidentally received **millions** in grants from **Greg Hunt and the Federal Government.**

UCI 'grant funded' experiments discovered they could remote control the heartbeat of a mouse via graphene oxide -



# EXHIBIT G

"WHY" - References from scientific journals detailing what Graphene Oxide and other metallic & magnetic oxidised materials are used for.

SCIENTIFIC RESEARCH, REFERENCES OF G.O & PATENTS





FEATURE

# Flipping a Switch Inside the Head

*With new technology, scientists are able to exert wireless control over brain cells of mice with just the push of a button. The first thing they did was make the mice hungry.*

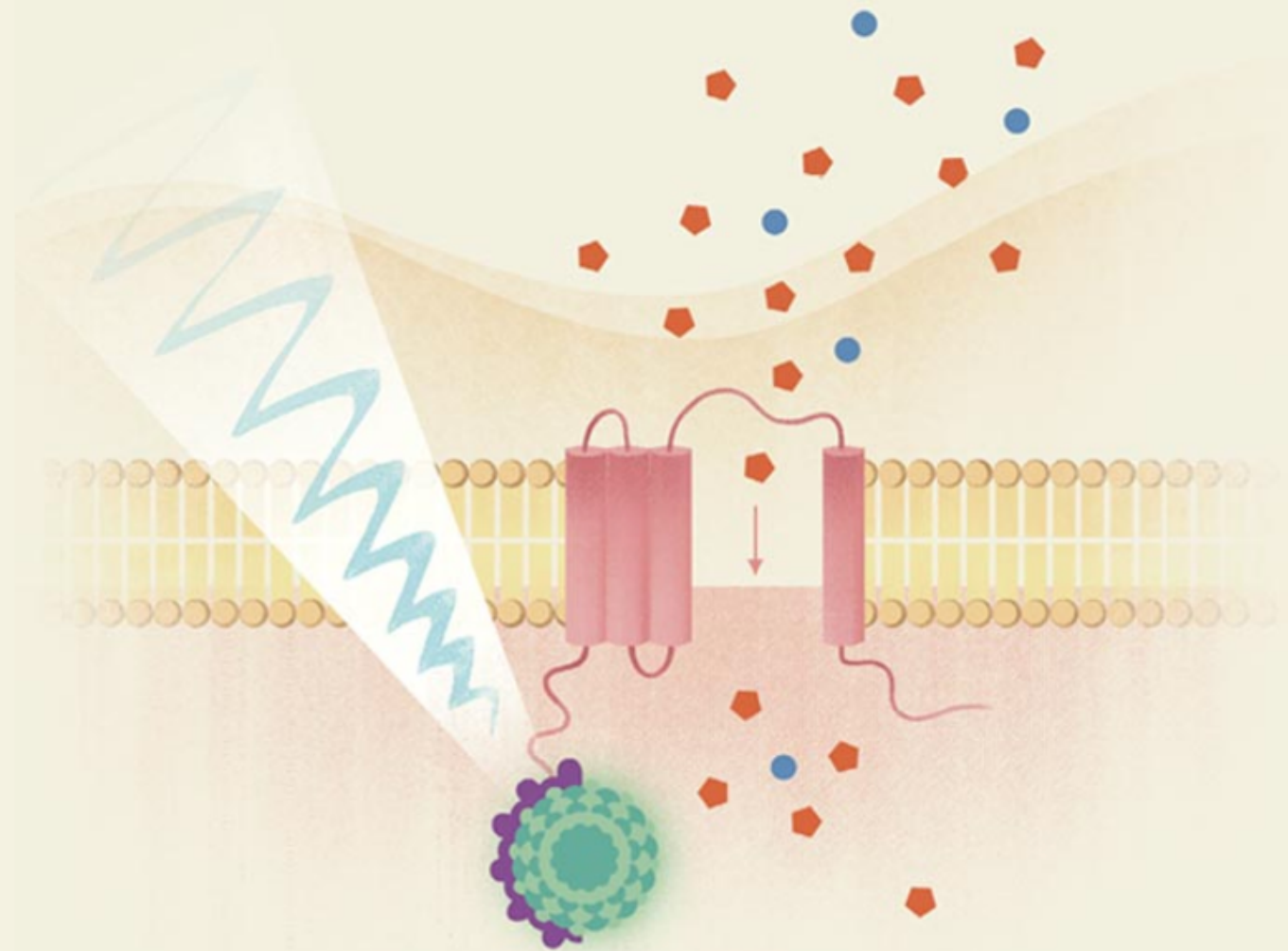
By W. Wayt Gibbs

APRIL 1, 2017



## How to outfit a brain for radio control

Scientists have come up with a clever way to control neurons via radio by cobbling together genes from humans, camels, and jellyfish. They use an engineered virus to install a door into each target neuron's outer membrane, then jostle the door open using ferritin particles that respond to strong radio signals. Once the door opens, calcium ions pour into the cell and trigger the neuron to fire.



The solution that Friedman's group hit upon, referred to as **radiogenetics** or **magnetogenetics**, avoids these problems. With their method, published last year in *Nature*, biologists can turn neurons on or off in a live animal at will—quickly, repeatedly, and without implants—by engineering the cells to make them receptive to radio waves or a magnetic field.

“

"Once the virus had enough time to infect and transform the target neurons, the researchers switched on a **radio transmitter tuned to 465 kHz**, a little below the band used for AM radio."

"The neurons responded. They began to fire, signaling"

"the researchers wondered if magnetism, like radio waves, might trigger ferritin to open the cellular doors. **It did**"

”

US10786570B2

United States


Download PDF Find Prior Art Similar

Inventor: Jeffrey Friedman, Sarah Stanley

Current Assignee : Rockefeller University

Worldwide applications

2012 • WO US 2016 • US 2018 • US

 mod·u·late  
/ˈmɑːjəˌlɑːt/

exert a modifying or controlling influence on.

Similar: modify control ^

Magnetic graphene oxide, a compound of magnetic nanoparticles and graphene oxide, possesses distinct physical and chemical characteristics, including nano size, a large specific surface area, paramagnetic and biocompatible properties.

✓ <https://www.sciencedirect.com> > science > article > pii

PATENT US10786570B2

# Nanoparticle compositions and methods to modulate cell activity.

“

"This invention makes use of four components:

- (i) a radio frequency electromagnetic field;
- (ii) cell-specific expression of a nanoparticle;
- (iii) metallic/metal oxide nanoparticles; and

The nanoparticles may be paramagnetic nanoparticles.

- (ii) applying a radiofrequency field to remotely activate the nanoparticles."

”

NANOPARTICLE COMPOSITIONS AND METHODS TO 'CONTROL' CELL ACTIVITY.

## **FACTS ABOUT THIS TECHNOLOGY**

1. This technology can **control** your **consciousness, emotions, mind, thoughts and health.**
2. This tech requires **magnetic & metallic nano - particles** to function - **Graphene Oxide** or something very similar.
3. Once this technology is injected into your body, **radio-waves / electromagnetic frequencies** is used to control you.
4. The **patent** of this technology was assigned to **Rockerfeller University in 2018.** 2018-07-30 • Assigned to THE ROCKEFELLER UNIVERSITY ©
5. It is scientifically proven to work, this is not a conspiracy theory or **science fiction.**

graphene oxide interaction with EMF ~ [click here to watch video](#)



PRESENTATION PRODUCED BY @SPIRO

INSTAGRAM/SPIRO • TELEGRAM • MORE

As an interviewer / creator it is my responsibility to fact check all my interviews that I have conducted since the beginning of this pandemic, as I always provide visual references in the post - production process.

I interviewed scientists, conspiracy researchers, doctors and many more - most of these interviews have been completely wiped off the internet / censored while my revenue has been deliberately throttled - despite all the info being factually accurate.

At some point, I saw unusual patterns that were anomalous since the beginning of this pandemic - some of these patterns have been illustrated in this presentation.

Despite what you believe to be true, our push for answers and investigation into these anomalies have been throttled by centralised forces from the very beginning.

I am not a conspiracy theorist - if anything; i'd like to think of myself as a pattern recogniser without identifying with any political and religious dogma; in order to extract nothing but the truth.

Again, despite what you believe - i'm going to pose these question to you. What if truth is stranger than fiction? - What if there is nefarious forces behind this? - Wouldn't you like to know what's in these vials with absolute certainty before you get injected with "undisclosed" ingredients? - After all, if you get sick or die the vaccine companies are immune to lawsuits.. Why would they be immune to legal liabilities if we're being told that these injections are safe? - Why are they refusing to tell you what's in these vials?

**Transparency is what we deserve;** no body must ever be coerced into injecting an undisclosed substance and no matter where you stand on this matter - we must all demand "transparency" and an independent scientific analysis on these cov19 vials - and if these vials do indeed contain magnetic particles we must demand that every politician and company involved in this be prosecuted; **Nuremberg 2.0**